



CHEROKEE WATER COMPANY - LAKE CHEROKEE

*NEW CONSTRUCTION; REPAIRS, RENOVATIONS
OR IMPROVEMENTS TO EXISTING STRUCTURES*

BUILDING PERMIT APPLICATION

Shareholder: _____ Lot number: _____

Address: _____ City, state, zip: _____

Phone number: _____ Email: _____

Builder's name: _____

Builder's address: _____ City, state, zip: _____

Builder's phone number: _____ Builder's email: _____

This permit is requested for: _____

Conditions for permit issuance:

- Lot survey on file
- Scaled floor plan drawing (no larger than 8.5"x14")
- Scaled building elevation drawing (no larger than 8.5"x14")
- Scaled footprint drawing on survey with all setback measurements shown
- Proposed site staked out
- Septic requirements documented
- DIG-TESS (Texas811) confirmation # _____
- Application complete with shareholder signature

- No more than one single-family dwelling permitted on lot without permission of the Board of Directors
- A temporary travel trailer/motorhome for residential use may be placed on a lot for a maximum of twelve (12) months provided a building permit has been issued for the building of a permanent dwelling. A permit is required for temporary use of a travel trailer
- Only buildings constructed on site will be permitted
- No permits will be issued on any share lot that has not been surveyed
- Work must be commenced within ninety (90) days from the date on which the permit is issued
- For residential structures, all exterior construction must be completed within twelve (12) months; for other non-residential structures, all exterior work must be completed within six (6) months. Permit extensions may be issued at the discretion of the Lake Manager or his/her designee
- No structure shall be located nearer than seventy-five (75) feet to the nearest water at spillway level; structures shall be built at least six (6) feet from property line of adjacent shareholders; no structure may be located within fifty (50) feet of the lake road; no structure shall be built which exceeds forty (40) feet in overall height
- Shareholders to furnish proof that adequate surface area remains to accommodate their sewer system when making an addition to their house or constructing a new house

**ALL VARIANCES TO CURRENT CONSTRUCTION RULES AND REGULATIONS
REQUIRE A VARIANCE REQUEST FORM BE COMPLETED (page 2)**

Preconstruction permit: All conditions for permit issuance listed above must be completed **BEFORE** the application will be considered for approval by CWC

Final build permit: When concrete slab or pier and beam forms are set, contact the CWC office for inspection. A green tag will be placed on the forms if approved.

I AGREE TO COMPLY WITH ALL PROVISIONS PROMULGATED AND ENFORCED BY THE CWC BOARD OF DIRECTORS, MY LEASE AGREEMENT, FEDERAL, STATE AND COUNTY REGULATIONS. I UNDERSTAND THAT IT IS MY SOLE RESPONSIBILITY TO ENSURE SUCH CONSTRUCTION IS IN COMPLIANCE.

I FURTHER AGREE THAT IF SUCH CONSTRUCTION DOES NOT COMPLY WITH CWC REGULATIONS, I UNDERSTAND THAT I WILL BE SUBJECT TO FINES AND RECONSTRUCTING THE STRUCTURE TO BE IN COMPLIANCE UNDER CWC REGULATIONS, WHICH I SHALL BEAR AT MY SOLE COST AND EXPENSE.

Shareholder signature _____ Date _____ Attest and approve - CWC _____ Date _____

Preconstruction permit #: _____ Date: _____ Final build permit #: _____ Date: _____

Permit/road use Fee: \$ _____ *under roof

CHEROKEE WATER COMPANY - LAKE CHEROKEE
CONSTRUCTION RULES AND REGULATIONS
PERMIT/ROAD USE FEES

The construction permit/road use fees have been structured by the
Rules and Policies Committee.

Revised: March 17, 2022

- **ACCESSORY BUILDING**
- **BOATHOUSES, PIERS, DOCKS**
- **FENCES; DRIVEWAYS; RETAINING WALLS; DIRT WORK; DRAINAGE**
- **NEW CONSTRUCTION; REPAIRS, RENOVATIONS OR IMPROVEMENTS TO EXISTING STRUCTURES**

Under roof

\$0.60/sq. ft.

MISCELLANEOUS PERMIT/ROAD USE FEES

Fences	\$ 100.00
Driveways	\$ 150.00
Open decks/docks/piers	\$ 150.00
Outdoor structural enhancements	\$ 150.00
Swimming pools	\$ 500.00
Demolition - structures	\$ 500.00
Move - structures	\$ 500.00

WORK BARGE ANNUAL FEE
OCTOBER 1ST-SEPTEMBER 30TH

Requirements:

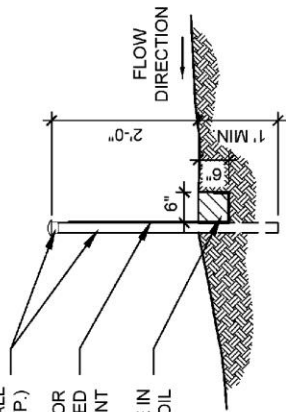
- Signage with Company name and phone number - at least 4" tall in contrasting colors to the vessel
- Current CWC work barge decal

\$500.00/annually

STEEL "T" POST 6' O.C. - INSTALL REBAR CAPS ON "T" POST (TYP.)

MIRAFI 100X FILTER FABRIC OR APPROVED EQUAL W/STEEL MESHED BACK FOR REINFORCEMENT

EXCAVATE 6" TRENCH & TOE IN FABRIC WITH TRENCH SPOIL

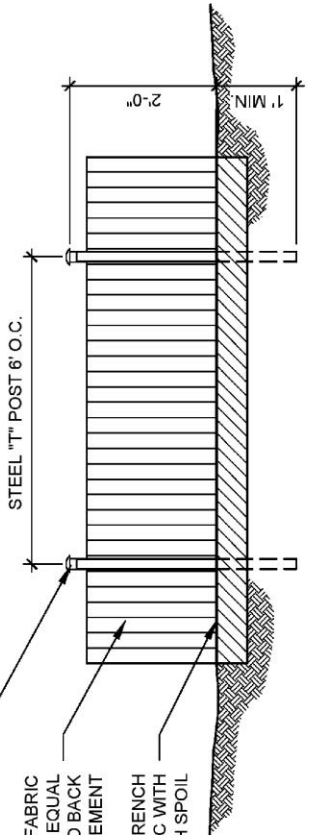


SECTION

INSTALL REBAR CAPS ON "T" POST (TYP.)

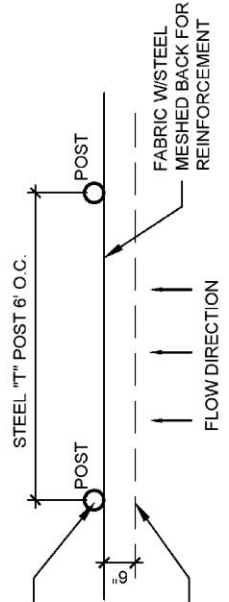
MIRAFI 100X FILTER FABRIC OR APPROVED EQUAL W/STEEL MESHED BACK FOR REINFORCEMENT

EXCAVATE 6" TRENCH & TOE IN FABRIC WITH TRENCH SPOIL



ELEVATION

USE 14 GAUGE WIRE TO FASTEN FABRIC TO POST (EVERY 6" BEGINNING 3" FROM BOTTOM OF TRENCH OR APPROVED EQUAL METHOD)



PLAN

SILT FENCE NOTES:

1. STEEL POSTS WHICH SUPPORT THE SILT FENCE SHALL BE INSTALLED ON A SLIGHT ANGLE TOWARD THE ANTICIPATED RUNOFF SOURCE.
2. THE TOE OF THE SILT FENCE SHALL BE TRENCHED IN WITH A SPADE OR MECHANICAL TRENCHER, SO THAT THE DOWN SLOPE FACE OF THE TRENCH IS FLAT AND PERPENDICULAR TO THE LINE OF FLOW.
3. THE TRENCH SHOULD BE A MINIMUM OF SIX INCHES DEEP AND SIX INCHES WIDE TO ALLOW FOR THE SILT FENCE TO BE LAID IN THE GROUND AND BACKFILLED.
4. SILT FENCE SHOULD BE SECURELY FASTENED TO EACH SUPPORT POST.
5. INSPECTION SHALL BE FREQUENT AND REPAIR OR REPLACEMENT SHALL BE MADE PROMPTLY AS NEEDED.
6. SILT FENCE SHALL BE REMOVED WHEN IT HAS SERVED IS USEFULNESS, SO AS NOT TO BLOCK OR IMPEDE STORM FLOW OR DRAINAGE.
7. SEDIMENT TRAPPED BY THIS PRACTICE SHALL BE DISPOSED OF IN AN APPROVED SITE IN A MANNER THAT WILL NOT CONTRIBUTE TO ADDITIONAL SILTATION.
8. ACCUMULATED SILT SHALL BE REMOVED WHEN IT REACHES A DEPTH OF SIX INCHES AND DISPOSED OF IN AN APPROVED SPOIL SITE OR AS IN No. 7 ABOVE.
9. FILTER FABRIC IS TO BE MIRAFI 100X OR APPROVED EQUAL.
10. CONTRACTOR TO REMOVE SILT FENCE UPON COMPLETION OF PROJECT. DAMAGED AREAS TO BE REPAIRED INCLUDING RE-GRADING AND RE-GRASSING AS NECESSARY.
11. ALL EROSION CONTROL DEVICES AND REQUIREMENTS TO BE IN ACCORDANCE WITH NCTCOG BMP EROSION CONTROL MANUAL AND PLANS AND SPECIFICATIONS, UNLESS APPROVED BY OWNER, EROSION CONTROL FENCING SHALL BE USED IN AREAS WITH NO TREES ONLY.